



Face  
(Fold in)


Face Inside Right


Back Cover

Cover

 Fold Line: This is where the sheet will be folded.

 Bleed area: Images ending at the cut line should be extended into the bleed area.

 Cut Line: This is where the document will be cut down to its final size.


 Safe Area: To avoid getting too close to the edge, text should be kept out of this area.


Inside panel 1


Inside panel 2


Inside panel 3

Inside panel 4

 Fold Line: This is where the sheet will be folded.

 Bleed area: Images ending at the cut line should be extended into the bleed area.

 Cut Line: This is where the document will be cut down to its final size.

 Safe Area: To avoid getting too close to the edge, text should be kept out of this area.