




8.5" x 11" Gate Fold Brochure Template


Create 11" x 17" Document with 0.125" bleed


Front Panel Right


Back Side

Front Panel Left

 Fold Line: This is where the sheet will be folded.

 Bleed area: Images ending at the cut line should be extended into the bleed area.





 Cut Line: This is where the document will be cut down to its final size.

 Safe Area: To avoid getting too close to the edge, text should be kept out of this area.

Inside Panel Left

Inside

Inside Panel Right

-  Fold Line: This is where the sheet will be folded.
-  Bleed area: Images ending at the cut line should be extended into the bleed area.
-  Cut Line: This is where the document will be cut down to its final size.
-  Safe Area: To avoid getting too close to the edge, text should be kept out of this area.