




## 6.75" x 24" Construction Signs

Create 6.75" x 24" Document with 0.125" Bleed

 Bleed area: Images ending at the cut line should be extended into the bleed area.

 Cut Line: This is where the document will be cut down to its final size.

 Safe Area: To avoid getting too close to the edge, text should be kept out of this area.